



Product information and Instructions

Nerta Carnet Jumbo (Available in 5L, 25L, 200L and 1000L)



Mixing Ratio's – 100 parts water to 1 part soap

- PA Foamer – Mix 200ml of soap with 800ml water in a 1 litre bottle
- Suttner Foamer – 100% soap on setting 1

Used to clean general road grime off cars and trucks that will give between a 90% - 95% touchless clean

Foam from the bottom to the top. Allow to dwell for around 1 minute.

Using high pressure water start cleaning from the bottom to the top or backwards into the fresh soap covering all areas

Rinsing – rinse any excess soap from the top to the bottom.

This product is safe on all paints and chrome but care should be taken when using it on mirror Polished /untreated aluminium as the product could leave a white veil in either the aluminium or stainless steel.

Due to the nature of aluminium we would recommend to test all products on a small inconspicuous area before use.

Also avoid letting the product dry on the vehicle, should this happen please re-foam to reactivate the soap and wash off as per the above instructions.

This product can also be used to manually clean with a sponge and broom, please mix at 100:1

Please watch the following videos as a guide:

<https://www.youtube.com/watch?v=peHxSR3SDFk>



OIL & ENERGY PTY LTD

P: 1800 015 580

A: 20 Ambitious Link, Bibra Lake WA 6163

oilandenergy.com.au

Western Australian Supplier of



and



Products

ABN: 510 876 20951



Nerta Active Diamond (Available in 5L, 25L, 200L and 1000L)



Mixing Ratio's – 100 parts water to 1 part soap

- PA Foamer – Mix 200ml of soap with 800ml water in a 1 litre bottle
- Suttner Foamer – 100% soap on setting 1

Used to clean general heavy road grime off cars, trucks earthmoving gear and AG gear that will give between a 90% - 95% touchless clean

Foam from the bottom to the top. Allow to dwell for around 1 minute.

Using high pressure water start cleaning from the bottom to the top or backwards into the fresh soap covering all areas

Rinsing – rinse any excess soap from the top to the bottom.

This product is safe on all paints and chrome but care should be taken when using it on mirror polished, untreated aluminium as the product could leave a white veil or stain the aluminium

Due to the nature of aluminium we would recommend to test all products on a small inconspicuous area before use.

Also avoid letting the product dry on the vehicle, should this happen please re-foam to reactivate the soap and wash off as per the above instructions.

This product can also be used to manually clean with a sponge and broom, please mix at 100:1

Please watch the following videos as a guide:

<https://www.youtube.com/watch?v=dJI690wMYI>



P: 1800 015 580

A: 20 Ambitious Link, Bibra Lake WA 6163

oilandenergy.com.au

Western Australian Supplier of  and  Products
ABN: 510 876 20951



Chiefs Platinum Wash (Available in 5L, 20L, 200L and 1000L)



Mixing Ratio's – 100 parts water to 1 part soap

- PA Foamer – Mix 200ml of soap with 800ml water in a 1 litre bottle
- Suttner Foamer – 100% soap on setting 1

Used to clean general road grime off cars and trucks that will give between a 90% - 95% touchless clean

Cleaning – foam from the bottom to the top. Allow to dwell for around 1 minute.

Using high pressure water start cleaning from the bottom to the top or backwards into the fresh soap covering all areas

Rinsing – rinse any excess soap from the top to the bottom.

This product is safe on all paints, chrome and mirror Polished /untreated aluminium or stainless steel

Due to the nature of aluminium and stainless steel we would recommend to test all products on a small inconspicuous area before use.

Also avoid letting the product dry on the vehicle, should this happen please re-foam to reactivate the soap and wash off as per the above instructions.

This product can also be used to manually clean with a sponge and broom, please mix at 100:1

Please watch the following videos as a guide:

https://www.youtube.com/watch?v=7ZaFtRRy_w



P: 1800 015 580

A: 20 Ambitious Link, Bibra Lake WA 6163

oilandenergy.com.au

Western Australian Supplier of  and  Products
ABN: 510 876 20951



Nerta Anti Insect (Available in 5L and 25L)



Mixing Ratio's – 100 parts water to 1 part soap

- PA Foamer – Mix 200ml of soap with 800ml water in a 1 litre bottle
- Suttner Foamer – 100% soap on setting 1

Used to remove dead insects off all vehicles

Foam from the bottom to the top. Allow to dwell for around 1 minute.

Use either Carnet Jumbo or Active Diamond and foam over the Anti Insect and leave to dwell for a further 1 minute

Using high pressure water start cleaning from the bottom to the top or backwards into the fresh soap covering all areas)

Rinsing – rinse any excess soap from the top to the bottom.

This product is safe on all paints and chrome but care should be taken when using it on mirror polished, untreated aluminium as the product could leave a white veil or stain aluminium

Due to the nature of aluminium we would recommend to test all products on a small inconspicuous area before use.

Also avoid letting the product dry on the vehicle, should this happen please re-foam to reactivate the soap and wash off as per the above instructions.

This product can also be used in a sprayer; this can be mixed at around 10:1

Please watch the following videos as a guide:

https://www.youtube.com/watch?v=dhcwna9y_84



OIL & ENERGY PTY LTD

P: 1800 015 580

A: 20 Ambitious Link, Bibra Lake WA 6163

oilandenergy.com.au

Western Australian Supplier of



and



Products

ABN: 510 876 20951



Nerta Bio Polish (available in 5 litres & 25 litres)



Nerta Bio Polish is a concentrated gloss, drying and preservative agent, based on biodegradable cationic surfactants, basically a touchless solution to wax your vehicle.

- PA Foamer – Mix 100ml of soap with 800ml water in a 1 litre bottle
- Suttner Foamer – 100% Polish on setting 1

Used to apply a layer of Nano wax on the vehicle surface

Clean the vehicle with either Carnet Jumbo or Active Diamond
Lightly foam the vehicle while still wet, no dwell time necessary.

Rinse thoroughly from top down with clean water

Please watch the following videos as a guide:

<https://www.youtube.com/watch?v=N13RQTukReo>

Nerta Super Degreaser (available in 5 litres & 25 litres)



This product cannot be used through a high pressure foamer

Super degreaser is not water soluble so mixing with water will destroy the product. It needs to be applied on a dry surface and can be used sparingly.

Apply using a pressure sprayer and wet the surface, leave to dwell for around 2-5 minutes.

Foam over with Active Diamond and allow to dwell for a further 1 minute

Using high pressure water start cleaning from the bottom to the top or backwards into the fresh soap covering all areas

Super degreaser dissolves and emulsifies oils, grease, hydraulic fluid, bitumen, road emulsion and fuel.

Please watch the following videos as a guide:

<https://www.youtube.com/watch?v=L5tjsFMBd7Q>



OIL & ENERGY PTY LTD

P: 1800 015 580

A: 20 Ambitious Link, Bibra Lake WA 6163

oilandenergy.com.au

Western Australian Supplier of



and



Products

ABN: 510 876 20951



Chiefs Duo Wash – Quick Guide

Overview

Chiefs Duo Wash has been designed to touchlessly remove heavy road grime, agricultural contaminants and red dirt from vehicles. This product comes in 2 parts, part A is a low PH product and part B is a high PH product. These products rely on the chemical reaction of the two chemical products applied one over the other to remove all contaminants from the surfaces. If used correctly the resultant runoff will be PH neutral.

Both products are applied to vehicles via high pressure and then rinsed via high pressure

Although the cleaning results of Duo Wash is far superior to any single step or manual system it's not a "silver bullet", its designed as a fleet wash product to remove heavy road grime, organic contaminants and red dirt and stain quickly and cost effectively.

It will not remove

- Lime scale
- Concrete or cement
- Water scale
- Oils and grease

It is also not advisable to use on polished aluminium.

Duo Wash is ideal to clean prime movers without polished aluminium, trailers, taught liners, tractors, cattle crates, civil and mining gear and rolling stock.

The Chemicals

Duo Wash Part A – this is a low PH product or an acid. In its pure form it is classified as DG and shipped thus, please see the SDS for more information (please note that the SDS is relevant to the product in its pure form)

Duo Wash Part A is applied to vehicles at between 3% and 10% through Suttner Injection Systems connected to your pressure washer.

Duo Wash part B is a high PH product and NOT classified as DG, it is also applied via high pressure at between 3% and 10%.

PPE must be used when using Duo Wash which includes long sleeves, gloves, full eye protection and a respirator meeting the requirements of AS/NZS 1715 and AS/NZS 1716, please refer to the SDS for full information.

Also please note that the SDS is for Duo Wash in its pure form and is designed for transport and handling, this product is however applied at between 3% and 10% product and between 97% and 90% water.

How to apply

- **Only apply Duo Wash Part A and Part B through the equipment supplied, i.e. an InjectaChem or a Suttner ST164 Injector. If unsure please contact Chiefs Australia on 07 5493 8868**
- **Always wear PPE as stated in the SDS**
- **Please ensure that Duo Wash is only used in council approved wash bays and that your local council regulation are adhered to.**



OIL & ENERGY PTY LTD

P: 1800 015 580

A: 20 Ambitious Link, Bibra Lake WA 6163

oilandenergy.com.au

Western Australian Supplier of



and



Products

ABN: 510 876 20951



Using Duo Wash for general cleaning

Please watch the following videos as a guide

<https://www.youtube.com/watch?v=SkLaiXeNzE8>

<https://www.youtube.com/watch?v=CUJXFVLgicU>

<https://www.youtube.com/watch?v=HZKyWvartaU>

- Ensure the vehicle is dry and that the surface is not hot
- Set the selector to Duo Wash Part A
- Apply Duo Wash Part A through the soap lance ensuring the entire surface is covered
- On heavy road grime apply liberally over the affected area
- Set the selector to Duo Wash part B
- **Please note that your high pressure hose will still contain Duo Wash Part A, When Duo Wash part B comes through the soap lance you should notice that it is white and foamy.**
- Apply Duo Wash part B evenly as per the videos over Duo Wash part A
- Select rinse or change to the rinse lance
- Rinse thoroughly from the top downwards

Duo Wash for heavy contaminant build up, i.e. for vehicles or equipment that has not been cleaned in a long time.

Please watch the following video as a guide

<https://www.youtube.com/watch?v=4gzMlffyQ-g>

- Ensure the vehicle is dry and that the surface is not hot
- Mix Duo Wash Part A at 1 part Duo Wash with 4 parts water in a suitable pressure sprayer
- Pre-soak the surface with Duo Wash part A ensuring the correct PPE is used
- Set the selector to Duo Wash Part A
- Apply Duo Wash Part A through the soap lance ensuring the entire surface is covered
- Set the selector to Duo Wash part B
- **Please note that your high pressure hose will still contain Duo Wash Part A, When Duo Wash part B comes through the soap lance you should notice that it is white and foamy.**
- Apply Duo Wash part B evenly as per the videos over Duo Wash part A
- Select rinse or change to the rinse lance
- Rinse thoroughly from the top downwards
- This process may need to be repeated depending on the contamination




OIL & ENERGY PTY LTD

P: 1800 015 580

A: 20 Ambitious Link, Bibra Lake WA 6163

oilandenergy.com.au

Western Australian Supplier of  and  Products
ABN: 510 876 20951



Apply Part A with Soap Lance



Apply Part B with Soap Lance



Rinse with Rinse Lance



OIL & ENERGY PTY LTD

P: 1800 015 580

A: 20 Ambitious Link, Bibra Lake WA 6163

oilandenergy.com.au

Western Australian Supplier of  and  Products
ABN: 510 876 20951



Application

We have made available 2 x application options.

1. Duo Wash Only
2. Duo Wash plus up to 2 x Nerta foaming chemicals

Duo Wash Only

This system is ideal for wash bays that only require Duo Wash, i.e. cleaning red dirt off dump trucks or cleaning civil gear.

Below a simple diagram of this system



This system typically consists of the following:

- Suttner ST164 2 chemical injector
- Mounting Plate
- Chemical hoses
- Suttner chemical resistant gun
- 2 x lances (soap and rinse) with Q-tip quick connectors
- Foaming head with Q-Tip quick connect (optional)
- 200L of Duo Wash Part A
- 200L of Duo Wash Part B

Please note that this kit does not include high pressure hose between the pressure washer and injector or between the injector and gun.



P: 1800 015 580

A: 20 Ambitious Link, Bibra Lake WA 6163

oilandenergy.com.au

Western Australian Supplier of  and  Products
ABN: 510 876 20951



Duo Wash plus up to 2 x Chiefs/Nerta foaming chemicals


This is an ideal solution for wash bays that have a variety of vehicles, for example:-

Taught liners and trailers – **Duo Wash**

Prime movers with polished aluminium – **Platinum Wash**

Utes – **Carnet Jumbo**

We have installed this system at a number of customers to clean garbage trucks. They use Duo Wash for the initial clean to get the trucks up to standard, then use Nerta's Active Diamond as a maintenance wash for the next 3 washes and then back to Duo Wash, and so on.



This system typically consists of the following:

- InjectaChem Chemical Junction Box
- ST160 Suttner Injector
- Chemical hoses
- Suttner chemical resistant gun
- 2 x lances (soap and rinse) with Q-tip quick connectors
- Foaming head with Q-Tip quick connect
- 200L of Duo Wash Part A
- 200L of Duo Wash Part B
- Chiefs/Nerta Chemicals as required

Please note that this kit does not include high pressure hose between the pressure washer and injector or between the injector and gun.



P: 1800 015 580

A: 20 Ambitious Link, Bibra Lake WA 6163









oilandenergy.com.au

Western Australian Supplier of  and  Products
ABN: 510 876 20951



ST160 Single Chemical Injector



	SUTTNER ST160 INJECTOR Product ID 124087
	ST-2600 SWIVEL 3/8"F:1/4"F Product ID 124341
	KW COUPLING 1/4" M SS Product ID 124366
	KW PLUG 1/4 SS Product ID 124367 - Male Product ID 124368 - Female
	ST75 Rollover Lance Product ID 124047
	LANCE COMPL. 25° SS Product ID 124387
	ST75 FOAM HEAD WITH AIR NOZZLE Product ID 124169
	LID KIT Product ID 124361



P: 1800 015 580

A: 20 Ambitious Link, Bibra Lake WA 6163


oilandenergy.com.au

Western Australian Supplier of  and  Products
ABN: 510 876 20951



ST164 Two Chemical Injector



	DUO WASH 3 WAY INJECTOR Product ID 124488 BRACKET 124422
	DUO WASH GUN Product ID 124343
	KW COUPLING 1/4" M SS Product ID 124366
	KW PLUG 1/4 SS Product ID 124367 - Male Product ID 124368 - Female
	DUO WASH CHEM LANCE Product ID 124309
	DUO WASH RINSE LANCE Product ID
	DUO WASH Rollover lance (optional) Product ID 124388
	ST75 FOAM HEAD WITH AIR NOZZLE Product ID 124169 (optional)
	LID KIT Product ID 124361 (Two Required)



P: 1800 015 580


A: 20 Ambitious Link, Bibra Lake WA 6163

oilandenergy.com.au

Western Australian Supplier of  and  Products
 ABN: 510 876 20951



InjectaChem – 4 Chemicals



	INJECTA CHEM SSIC316 Product ID 124294
	DUO WASH GUN Product ID 124343
	KW COUPLING 1/4" M SS Product ID 124366
	KW PLUG 1/4 SS Product ID 124367 - Male Product ID 124368 - Female
	DUO WASH CHEM LANCE Product ID 124309
	DUO WASH RINSE LANCE Product ID
	DUO WASH Rollover lance (optional) Product ID 124388
	ST75 FOAM HEAD WITH AIR NOZZLE Product ID 124169
	LID KIT Product ID 124361 (Four Required)



P: 1800 015 580

A: 20 Ambitious Link, Bibra Lake WA 6163

oilandenergy.com.au

Western Australian Supplier of  and  Products
ABN: 510 876 20951